

T300 Engagement in Industrial Delivery Processes

Pudu Robotics, a global leader in the service robotics sector, is dedicated to enhancing human productivity and living standards through innovative robot technology.

With a focus on R&D, manufacturing, and sales of service robots, Pudu Robotics holds nearly a thousand authorized patents worldwide, encompassing a wide range of core technologies. The company's robots have been widely adopted in various industries, including dining, retail, hospitality, healthcare, entertainment, education and manufacturing. To date, Pudu Robotics has successfully shipped over 70,000 units to a variety of markets, with a presence in more than 60 countries and regions worldwide.



PUDU ROBOTICS

www.pudurobotics.com

global_sales@pudutech.com

11/F, Building 2A, Shenzhen International nno Valley Phase 1, Dashi 1st Road, Nanshan District, Shenzhen, China

+86 755-86952935 (GMT+8, 9:00 to 21:00 on weekdays)

PD-ZY-T300-EN-E01-001



PUDU T300

Industrial Delivery Robot



Features



Superior Mobility



Multimodal Interaction



24/7 Non-stop Operations



Safe and Reliable



Flexible Vslam+ Positioning



360° Omni-Sense Safety



ISO 3691-4 Standard



300kg Load Capacity



Diversified Attachments

Machine Dimensions	78cm*50cm*134cm
Machine Weight*	60kg
Loading Capacity	Maximum 300kg
Run-time	12h (none load) , 6h (fully load)
Battery Capacity	30Ah
Charging Time	2h (from 0% to 90%)
Cruise Speed	Maximum 1.2m/s
Threshold Crossing Height	Maximum 20mm
Groove Crossing Width	Maximum 35mm
Path Clearance	Minimum 60cm
Navigation Methods	VSLAM & Lidar SLAM

*The T300 with lifting functionality will weigh approximately 80kg.

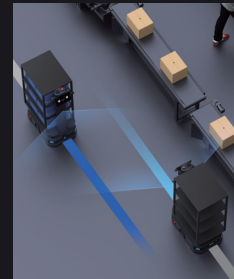


VSLAM+ for Rapid Deployment Across Vast Venues

This allows the PUDU T300 to quickly adapt to changes in production layouts without the need for time-consuming reconfiguration or facility remodeling.



Auto & Semi-auto Delivery Modes



Auto-delivery Mode



Follow Mode



Power-assist Mode




24/7 Non-stop Operations

Equipped with both automatic recharging and battery replacement options, it ensures uninterrupted service to fulfill round-the-clock operational requirements.



IOT Capabilities

Equipped with expansive IoT capabilities, PUDU T300 supports elevator control, e-gate access, and various other smart connectivity solutions. Featuring multiple remote calling functions such as pagers and app-based calling.




Exceptional Mobility

Boasting an exceptional 60cm path clearance, the T300 ensures agile maneuverability in narrow human-robot cohabited spaces, effortlessly overcoming 20mm thresholds and 35mm grooves



Versatile External Attachments

The diversified expansion of applications significantly enhances the robot's adaptability and versatility, thereby increasing operational efficiency and simplifying procedures, ensuring a more efficient, smooth, and seamless delivery process.



Standard Mode



Shelf Mode



Lifting Mode



Towing Mode